

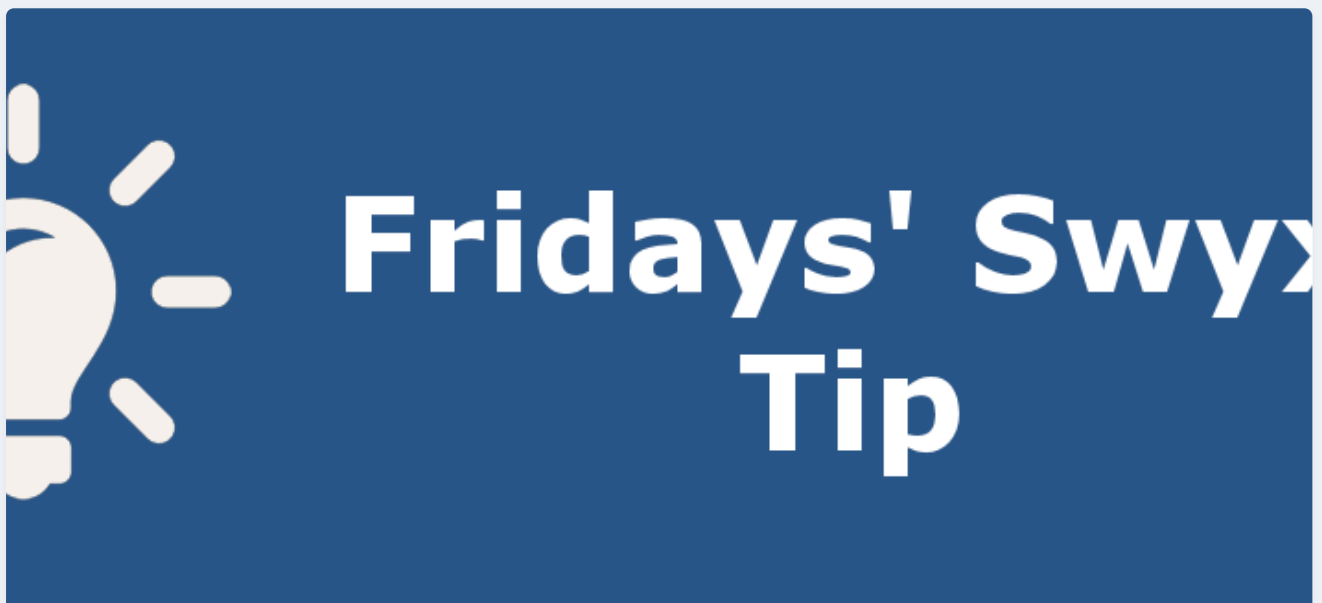


- Fridays' Swyx Tip
- 
- 

Fridays' Swyx Tip

 A group blog by Mirjam Baumberger in General



Fridays' Swyx Tip #26: Ad-hoc conference



Entry posted by Tom Wellige March 13, 2020

363 views

From 2009 to 2011 [mirjam baumberger](#) wrote a great blog, the "**Fridays' Swyx Tip**". Every Friday she posted a tip regarding the usage of SwyxWare and connected tools and devices. As the old forum is offline, this article series will be restored here again over the time. Please note that some information in this article series might not be valid anymore with current SwyxWare versions.

This blog article was originally posted on 28.08.2009 06:00

Dear Swyx Users

With SwyxWare you can join internal and external subscribers to an ad-hoc conference with one simple mouse click. Let's assume I am in a call on Line 1 with Tom...



... now Tom and I have a question for Mary.

While I'm getting connected to Mary, Tom hears music on hold. Once connected I can simply click the "Conference" button on my SwyxIt! soft phone client and all three parties are connected together.



Once the lines are merged, the Line key changes to Conference.




Furthermore, one can add now even new subscribers to this existing ad-hoc conference call. Although only the person which is the conference controller can add more participants to this conference, one can add as many users as there are lines available into an ad-hoc conference call.

Note: 3 way conferencing is supported with SwyxWare Essential, for multiparty conferencing Swyx Optionpack Conference or Professional is needed.

Have a good weekend and happy Swyxing...

Regards
Mirjam

@ IT Net World Ltd, NZ & AUS SWYX Distributor
<http://www.itnetworld.co.nz/>

 Share

Followers

1



Previous entry

Fridays' Swyx Tip #25: Recording playback

Next entry

Fridays' Swyx Tip #27: Control with "Change Log"



0 Comments

There are no comments to display.

Create an account or sign in to comment

You need to be a member in order to leave a comment

Create an account

Sign up for a new account in our community. It's easy!

Register a new account

Sign in

Already have an account? Sign in here.

Sign In Now

Theme ▼

Copyright (c) 2007-2025 by Tom Wellige
Powered by Invision Community